

# THE CAN-PHANTOM

## VEHICLE IMMOBILISER



## WHAT IS THE CAN-PHANTOM?

Reinventing security through smarter technology

The CAN-phantom is a CAN bus vehicle immobiliser which requires a unique PIN code before allowing a vehicle's engine to start.

### How does this work?

The immobiliser is retrofitted to the vehicle's CAN bus.

Once connected to the CAN bus, the immobiliser essentially tells the vehicle not to start until the disarm sequence has been inputted.



THE CAN-PHANTOM  
CUSTOMER INFORMATIONAL PACK

# CONTENTS

## THE CAN-PHANTOM VEHICLE IMMOBILISER

---

FEATURES	
PIN CODE .....	1
MAINTENANCE MODE .....	2
VALET MODE .....	3
PROTECTION FROM .....	4
THEFT	
ABOUT US	
ABOUT US .....	5
BOOKING & PRICES	
BOOK AN INSTALLATION .....	6

---



## CAN-PHANTOM FEATURES | UNIQUE PIN CODE

After having the CAN-phantom installed, the user will be required to set a unique PIN code. This will be the code that you have to enter to allow the vehicle's engine to start.

Your installer will go through this with you after the installation, and show you how to change your PIN.

### What can I use for the PIN code?

The PIN for the immobiliser can be set using the vehicle's internal buttons and switches. This varies on different makes and models of cars. For example, you could use the vehicle's clutch, window controls, indicators, etc to set the PIN.

### How do I change my PIN?

If you want to change your PIN, you can connect your mobile device to the CAN-phantom (only when the device is in Maintenance Mode) and change the PIN from your phone.

### How complex can my PIN be?

You can create as complex a PIN as you wish, to ensure complete security. For instance, you could choose to press the clutch down whilst inputting the rest of your PIN code, and then choose to lift the clutch up at the end.



Friendly user interface to change your PIN code



Your PIN code can be as simple or complex as you choose




## CAN-PHANTOM FEATURES | MAINTENANCE MODE

Maintenance Mode is the setting that allows you to alter the settings of your CAN-phantom device. Such as entering the immobiliser into Valet Mode, changing your PIN code, testing your PIN code and changing the device's WiFi password.

### How do I enter Maintenance Mode?

To enter Maintenance Mode, first enter your selected PIN code for the CAN-phantom. Once you have entered this code, you will then have to enter the Maintenance Mode PIN (which is usually one button pressed five times), this is to turn on the device's WiFi.

After the Maintenance Mode's PIN has been entered, you can connect to the CAN-phantom's WiFi (you will receive a card with the password after the installation) and you can change the immobiliser's settings.



Friendly user face to change the immobiliser's settings



## CAN-PHANTOM FEATURES | VALET MODE

Valet Mode is a setting that you can access once you have entered the immobiliser's Maintenance Mode. Valet Mode allows you to temporarily disable the need to enter the PIN for a chosen duration or specific speed limit.

### How do I enter Valet Mode?

To enter Valet Mode, put the vehicle into Maintenance Mode and connect to the immobiliser's WiFi. You will then be redirected to the friendly user interface screen, where you can click on Valet Mode and alter the settings.

### What happens if the person driving exceeds the set speed limit?

If the driver exceeds the set speed limit whilst in Valet Mode. For instance, what happens if the driver travels at a speed 40mph when you have set the speed limit to 30mph? The vehicle will come out of Valet Mode and require a PIN code the next time the engine is turned on again.



Allows others to drive your vehicle without having to tell them the vehicle's PIN



### THE PERFECT SETTING FOR:



Valet parking



Servicing



Airport parking

## CAN-PHANTOM FEATURES | PROTECTS FROM THEFT INCLUDING KEYLESS ENTRY

With the surge in vehicle theft, especially keyless entry theft, it was important that the CAN-phantom could protect your vehicle from all types of theft.

### How does the device protect from keyless entry theft?

The CAN-phantom requires a unique PIN code to be inputted before the engine will start. Regardless of what tools the thief uses, they would have to know your unique PIN in order to start your vehicle.

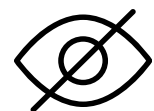

### Is the CAN-phantom visible?

The CAN-phantom has the appearance of an automotive part and is hidden within the wiring loom of your vehicle. This means that this is undetectable from thieves.

### Why is the WiFi safer than bluetooth?

The WiFi signal that the immobiliser has only turns on when in Maintenance Mode and immediately turns off afterwards. This is to ensure your vehicle remains as secure as possible.

Other security products use Bluetooth, which is constantly activated, this could potentially leave the vehicle unsecure as thieves could locate the device by tracking the bluetooth.



Camouflaged appearance



Hidden within the wiring loom of your car

## CAN-PHANTOM | ABOUT US

**One idea, two years in the making, and a great team of engineers. That's how our mission started.**

The CAN-phantom was created after a team of scientists, based in Staffordshire, wanted to revolutionise the vehicle security industry. To provide a device that would prevent theft, with a focus on ending the surge in keyless entry theft.

After two years in the making, the CAN-phantom was ready for production and CAN-PHANTOM LIMITED was founded. In September 2020 we were ready to distribute our product and change the vehicle security sector.

The CAN-phantom has been designed, developed and manufactured in the UK.

### Where are you based?

Our head office is based in Stafford, United Kingdom.

However, we have installers across the UK.



Designed, developed and manufactured in the UK



## CAN-PHANTOM | BOOKING AN INSTALLATION

### How do I book an installation?

To book an installation go to your local installer. You can find your nearest installer at [www.can-phantom.com/installers](http://www.can-phantom.com/installers).

### How much is the cost of the installation?

For the CAN-phantom and installation, our prices range from £349-£399. To get an exact quote, contact us or your nearest installer.

### Where are your installers based?

Our installers are based across the United Kingdom. If you want to book directly through an installer, visit [www.can-phantom.com/installers](http://www.can-phantom.com/installers) to find your local installer and their details.



Quick and simple booking form to book an installation



Installers across the UK

[\*\*WWW.CAN-PHANTOM.COM/INSTALLERS\*\*](http://www.can-phantom.com/installers)